

INSTRUCTIONS

For EXRP19 Pole and the S&K Great Eight Martin House

You Must
Read all the Instructions
before starting the
Assembly

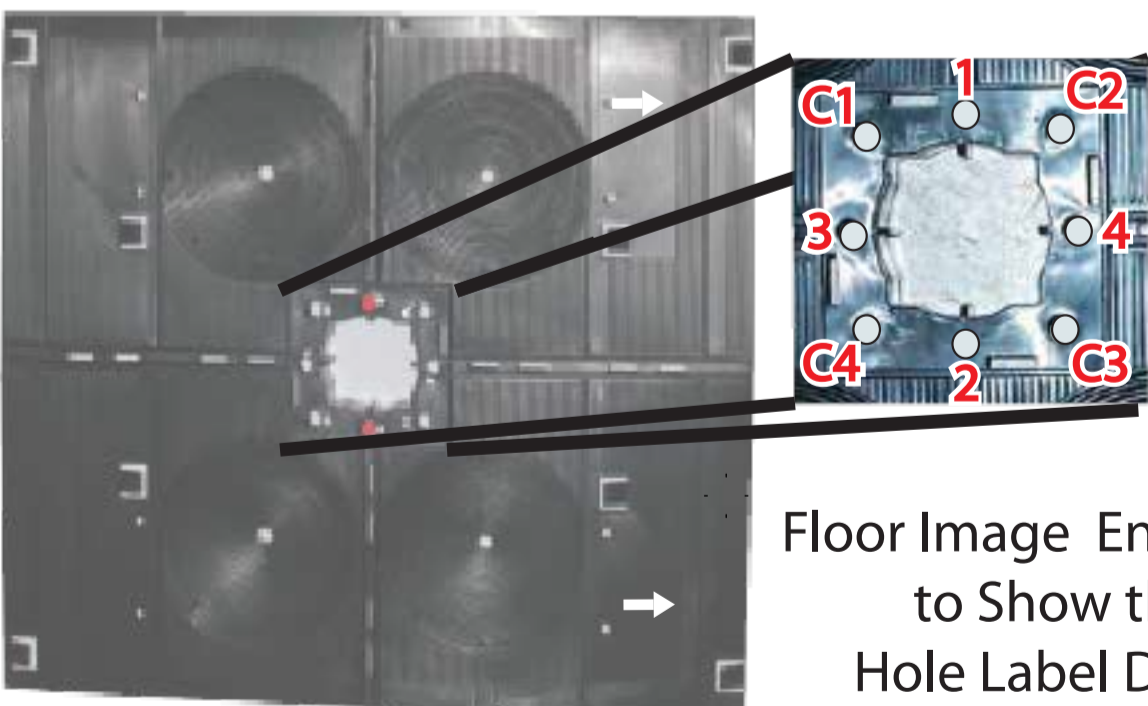

STOP!
Before You Assemble
This House You Must
Have the EXRP19 Pole
by S&K MFG Inc

Step 1. Purchase The EXRP19 Pole by S&K Mfg. Inc.
A Strong Heavy Gauge Galvanized Steel Pole

Step 2. Receive your EXRP19

Step 3. Remove the Topper & Rope out of the EXRP19 Pole Box

Remove the Roof from the bird house box. Turn the Roof inside out so that the shingle design is on the outside. The hole in the roof will be covered by the Topper (included with the EXRP19) when installed on the EXRP19 Pole. *(pole sold separately)*



Step 5. Feed the Rope Through the Topper

Pull one end of the rope through pole topper (Fig. 1). Keep rope tangle free. Take the two ends of the rope and put them through the roof top opening (Fig. 2). Then continue through the attic floor (Fig. 3). Ensure the two floor sections face in the same direction. Run one end of the rope through Hole (1) on the 2nd floor (Fig. 4a) and the other end of the other rope through hole (2). The ends of the rope **MUST** go through the same Holes on the 1st floor (Fig. 4b) as they did on the 2nd floor (Fig. 4a), separate the ropes and make sure they are not tangled. Take the rope from hole (1) on the 2nd floor (Fig. 4a) and insert it into Hole (1) of the 1st floor (Fig. 4b). Now take the rope hole (2) from the 2nd floor (Fig. 4a) and insert it into hole (2) of the 1st floor (Fig. 4b). Ensure plenty of rope has been pulled through each hole. Then separate the two floors. Tie the two ends of rope with a loose double knots below the bottom floor (Fig. 5). This way the rope will not pull back through the floors during the rest of the assembly process.

Fig. 1



Fig 2.




Fig 3.

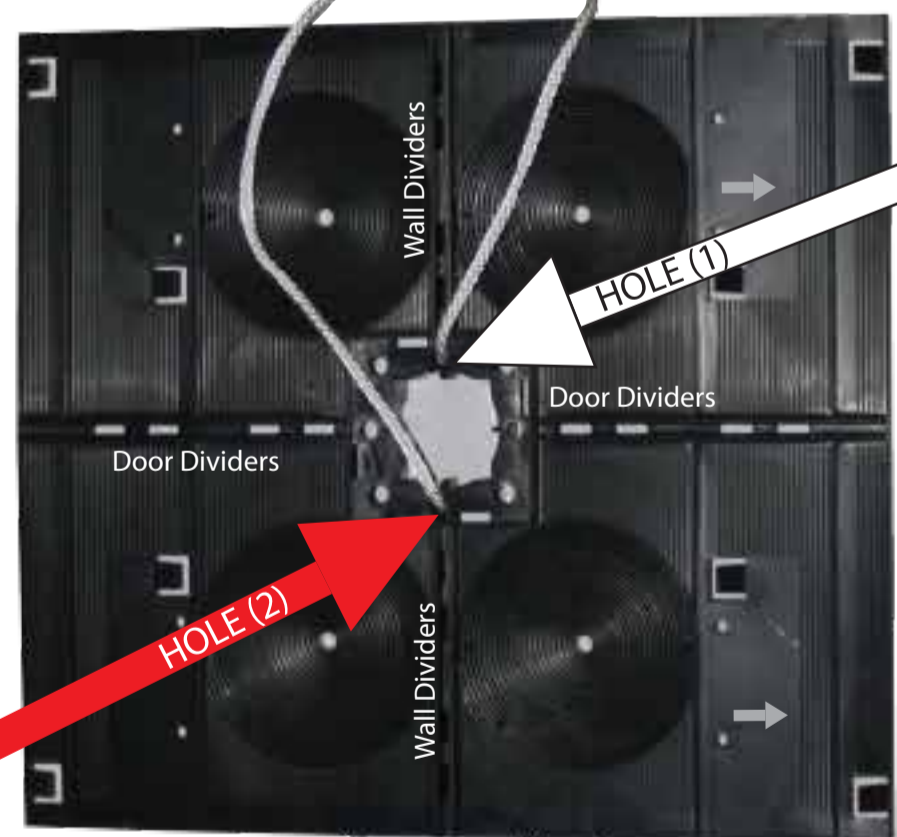


Fig 4a.
SECOND FLOOR

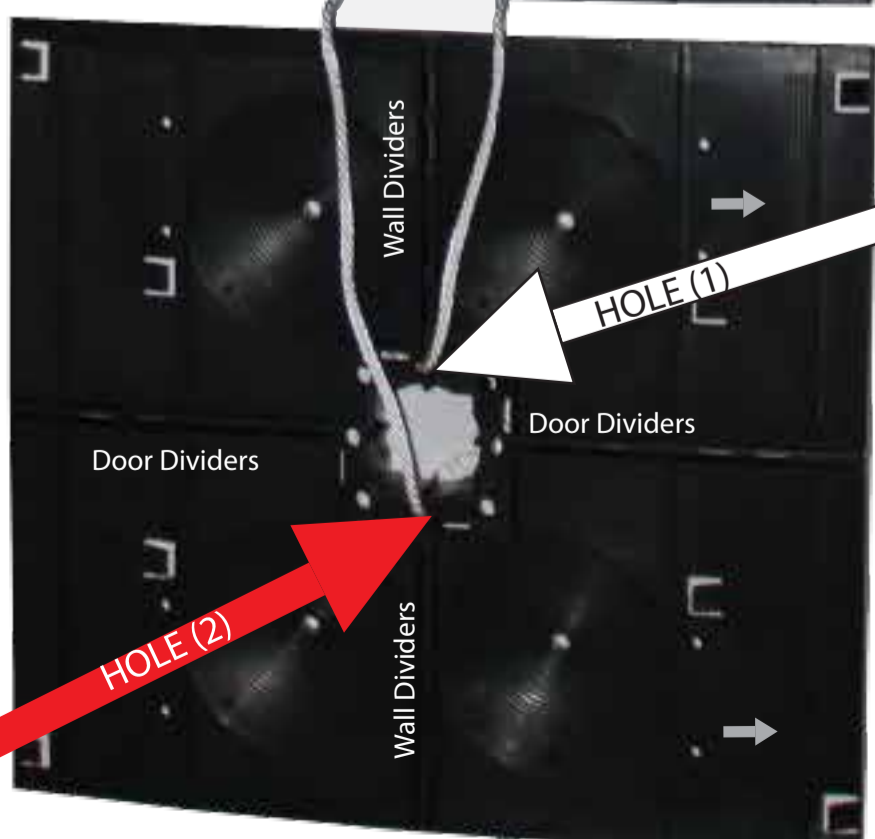


Fig 4b.
FIRST FLOOR

Red Arrow shows the same side of rope must be going into the same hole (2) on each floor.

Fig 5.


PACKED IN MISSOURI S&K MANUFACTURING, INC
www.skmfg.com
1-800-764-8688